


C3204a - REDLANDS SPORTING CLUB - REFURBISHMENT

C3204a-0002(C).xls

**ELECTRICAL EQUIPMENT SCHEDULE**

**REVISION C - 17 JUNE 2024**

THE LIGHT FITTING SUPPLIER CONTACT DETAILS MAY BE AVAILABLE ON THE EDG WEBSITE VIA THE FOLLOWING LINK <a href="http://www.edg.net.au/Links/Lighting.htm">www.edg.net.au/Links/Lighting.htm</a>					
TYPE	LAMPS	DESCRIPTION	COLOUR / ACCESSORY	CATALOGUE No	REV
L1	20W 4000K LED	600 X 300 LAY IN FLAT PLATE LED FITTING C/W REMOTE DRIVER MOUNTED IN A FLUSH RECESSED PLASTER BOARD KIT	WHITE TRIM	EQUAL TO GAMMA ILLUMINATION PHANTOM 884503	B
L2	40W 4000K LED	1200 X 300 LAY IN FLAT PLATE LED FITTING C/W REMOTE DRIVER MOUNTED IN A FLUSH RECESSED PLASTER BOARD KIT	WHITE TRIM	EQUAL TO GAMMA ILLUMINATION PHANTOM 884501	B
L3	36W LED 4000K	1200 LONG SURFACE MOUNTED IP65 DIFFUSED BATTEN C/W INTEGRAL ELECTRONIC CONTROL GEAR AND PRESENCE DETECTION SENSOR	LIGHT GREY	EQUAL TO GAMMA STORM 1558-CCT-36W-MS	B
L4	RECOVER AN EXISTING RECESSED DOWNLIGHT FROM THE AREA BEING DEMOLISHED AND RELOCATE IT TO THE PROPOSED STORE.				C
HEATER TYPE 1 (HL01)		CEILING MOUNTED ADJUSTABLE 2300W HEATER C/W CUSTOM SUPPORT / SUSPENSIONS AS REQUIRED	DESIGNER COLOUR ANTIQUE COPPER	HATCO DL-R-R-700 PLUS 100W IR LAMP	A
HEATER TYPE 2 (HL02)		ADJUSTABLE HEAT LAMP C/W CUSTOM SUPPORT / SUSPENSIONS AS REQUIRED 1050 W 1125 LONG LINEAR HEAT LAMP MOUNTED UNDER THE LOWER SERVERY SHELF AS PER THE ARCHITECTURAL DETAIL ALL CABLING IS TO BE CONCEALED	SILVER	ROBAND HUQ1125E	A
PD01	4W 3000K 240V TRAILING EDGE DIMMABLE G9 LED	DECORATIVE LIGHT PENDANT CONFIRM THE POSITION AND DROP LENGTH ON SITE WITH THE ARCHITECT	BRASS SUSPENSION WHITE ONYX SHADE	MARZ LIGHTING - AURELIA PENDANT LIGHT	B
PD02	4W 3000K 240V TRAILING EDGE DIMMABLE G9 LED	DECORATIVE LIGHT PENDANT CONFIRM THE POSITION AND DROP LENGTH ON SITE WITH THE ARCHITECT	BRASS	MARZ LIGHTING - MINI ORB PENDANT LIGHT	A
PD03	4W 3000K 240V TRAILING EDGE DIMMABLE G9 LED	DECORATIVE LIGHT PENDANT CONFIRM THE POSITION AND DROP LENGTH ON SITE WITH THE ARCHITECT	BRASS OLIVE SHADE	MARZ LIGHTING - TERRA O PENDANT LIGHT	A
PD04	7W 3000K 240V TRAILING EDGE DIMMABLE E27 LED	DECORATIVE LIGHT PENDANT CONFIRM THE POSITION AND DROP LENGTH ON SITE WITH THE ARCHITECT	WHITE SHADE AND WHITE SUSPENSION	HAY SHOP - 80CM RICE PAPER SHADE C/W SUSPENSION KIT	A
PD05	7W 3000K 240V TRAILING EDGE DIMMABLE E27 LED	DECORATIVE LIGHT PENDANT CONFIRM THE POSITION AND DROP LENGTH ON SITE WITH THE ARCHITECT	WHITE SHADE AND WHITE SUSPENSION	HAY SHOP - 60CM RICE PAPER SHADE C/W SUSPENSION KIT	A



# ELECTRICAL DESIGN GROUP

ELECTRICAL BUILDING SERVICES CONSULTANTS

P.O. Box 15, SHERWOOD Q. 4075

Phone: (07) 3278 4375 Fax: (07) 3716 0222

Web Site: [www.edg.net.au](http://www.edg.net.au) Email: [brisbane@edg.net.au](mailto:brisbane@edg.net.au)

C3204a - REDLANDS SPORTING CLUB - REFURBISHMENT


C3204a-0002(C).xls

## ELECTRICAL EQUIPMENT SCHEDULE

REVISION C - 17 JUNE 2024

THE LIGHT FITTING SUPPLIER CONTACT DETAILS MAY BE AVAILABLE ON THE EDG WEBSITE VIA THE FOLLOWING LINK  
[www.edg.net.au/Links/Lighting.htm](http://www.edg.net.au/Links/Lighting.htm)

TYPE	LAMPS	DESCRIPTION	COLOUR / ACCESSORY	CATALOGUE No	REV
PD06	7W 3000K 240V TRAILING EDGE DIMMABLE E27 LED	DECORATIVE LIGHT PENDANT CONFIRM THE POSITION AND DROP LENGTH ON SITE WITH THE ARCHITECT	WHITE SHADE AND WHITE SUSPENSION	HAY SHOP - 50CM RICE PAPER SHADE C/W SUSPENSION KIT	A
PD07	7W 3000K 240V TRAILING EDGE DIMMABLE E27 LED	DECORATIVE 60CM LIGHT PENDANT CONFIRM THE POSITION AND DROP LENGTH ON SITE WITH THE ARCHITECT	RATTAN SHADE WHITE SUSPENSION	RATTAN AND CANE LOTUS PENDANT 60CM PLUS SUSPENSION	B
PD08	7W 3000K 240V TRAILING EDGE DIMMABLE E27 LED	DECORATIVE 46CM SMALL LIGHT PENDANT CONFIRM THE POSITION AND DROP LENGTH ON SITE WITH THE ARCHITECT	RATTAN SHADE WHITE SUSPENSION	RATTAN AND CANE PARADISE RATTAN PENDANT 46CM PLUS SUSPENSION	B
PD09	7W 3000K 240V TRAILING EDGE DIMMABLE E27 LED	DECORATIVE 30CM SMALL LIGHT PENDANT CONFIRM THE POSITION AND DROP LENGTH ON SITE WITH THE ARCHITECT	RATTAN SHADE WHITE SUSPENSION	RATTAN AND CANE LOVISA PENDANT 30CM PLUS SUSPENSION	B
PD10	7W 3000K 240V TRAILING EDGE DIMMABLE E27 LED	DECORATIVE 60CM MEDIUM LIGHT PENDANT CONFIRM THE POSITION AND DROP LENGTH ON SITE WITH THE ARCHITECT	RATTAN SHADE WHITE SUSPENSION	RATTAN AND CANE PARADISE RATTAN PENDANT 60CM PLUS SUSPENSION	B
PD11	7W 3000K 240V TRAILING EDGE DIMMABLE E27 LED	DECORATIVE LIGHT PENDANT CONFIRM THE POSITION AND DROP LENGTH ON SITE WITH THE ARCHITECT	BRASS	ABOUT SPACE - 200 DIA TOLEDO OPAL PENDANT LIGHT	A
WL01	4W 3000K 240V TRAILING EDGE DIMMABLE G9 LED	DECORATIVE WALL LIGHT CONFIRM THE POSITION AND MOUNTING HEIGHT ON SITE WITH THE ARCHITECT	WHITE POWDER COAT	MARZ LIGHTING - FURL CIRCLE WALL LIGHT	B
WL02	4W 3000K 240V TRAILING EDGE DIMMABLE G9 LED	DECORATIVE WALL LIGHT CONFIRM THE POSITION AND MOUNTING HEIGHT ON SITE WITH THE ARCHITECT	CUSTOM COLOUR FRAME TO BE CONFIRMED BY THE ARCHITECT	MARZ LIGHTING - AURELIA WALL LIGHT C/W WHITE ONYX SHADE AND CUSTOM MOUNTING FRAME	A
WL03	4W 3000K 240V TRAILING EDGE DIMMABLE G9 LED	DECORATIVE WALL LIGHT CONFIRM THE POSITION AND MOUNTING HEIGHT ON SITE WITH THE ARCHITECT	POPPYSEED	LIGHTING COLLECTIVE RG010WL-6	A
WL04	2 OFF 4W 3000K 240V TRAILING EDGE DIMMABLE G9 LED	DECORATIVE WALL LIGHT CONFIRM THE POSITION AND MOUNTING HEIGHT ON SITE WITH THE ARCHITECT	BLACK	BEACON LIGHTING - LUELLA 2 LIGHT CODE 039292	A
RD01	13W 3000K LED	RECESSED 30DEG DOWNLIGHT C/W REMOTE DALI DIMMABLE DRIVER	WHITE	GAMMA ILLUMINATION MODTRIM 1006-FL-3K- 13W	A



**C3204a - REDLANDS SPORTING CLUB - REFURBISHMENT**


**C3204a-0002(C).xls**

**ELECTRICAL EQUIPMENT SCHEDULE**

**REVISION C - 17 JUNE 2024**

**THE LIGHT FITTING SUPPLIER CONTACT DETAILS MAY BE AVAILABLE ON THE EDG WEBSITE VIA THE FOLLOWING LINK**  
[www.edg.net.au/Links/Lighting.htm](http://www.edg.net.au/Links/Lighting.htm)

TYPE	LAMPS	DESCRIPTION	COLOUR / ACCESSORY	CATALOGUE No	REV
RD02	13W 3000K LED	RECESSED WALL WASH DOWNLIGHT C/W REMOTE DALI DIMMABLE DRIVER	WHITE	GAMMA ILLUMINATION KHO 1002-3K-13W	A
RD03	2W LM 3000K LED	RECESSED 30DEG DOWNLIGHT C/W REMOTE DALI DIMMABLE DRIVER	WHITE	IBL PIN 40	A
GL01	3000K 285 LUMENS	GARDEN SPIKE LIGHT. IP65, CRI 80, BEAM ANGLE DIFFUSED PROVIDE THE GL01 FITTINGS WITH A COMMON DALI DIMMABLE DRIVER LOCATED IN A CONCEALED ACCESSIBLE POSITION.	BRASS (AGED)	LAD LIGHTING BUNYIP NL0069	A
LMP01	7W 3000K 240V TRAILING EDGE DIMMABLE E27 LED	ALLOW TO INSTALL A TABLE LAMP MECHANICALLY FIXED TO THE BENCH CONNECTED BY A PLUG AND SOCKET LOCATED IN A CONCEALED ACCESSIBLE POSITION	TO BE ADVISED	ALLOW A PC SUM OF \$1000.00 PLUS GST FOR EACH LMP01 FITTING	A
LMP02	7W 3000K 240V TRAILING EDGE DIMMABLE E27 LED	ALLOW TO INSTALL A TABLE LAMP MECHANICALLY FIXED TO THE BENCH CONNECTED BY A PLUG AND SOCKET LOCATED IN A CONCEALED ACCESSIBLE POSITION	TO BE ADVISED	ALLOW A PC SUM OF \$1000.00 PLUS GST FOR EACH LMP02 FITTING	A
S1	12W/M 3000K LED	MULTIPLE HORIZONTAL RUNS OF FLEXIBLE LED ROPE FLEX SCREW FIXED IN PLACE WITHIN A FLUSH RECESS WITHIN THE REAR BAR JOINERY AS PER THE ARCHITECTURAL DETAIL PROVIDE THE STRIP WITH A REMOTE DEDICATED 240-24V POWER SUPPLY AND A DALI DIMMABLE INTERFACE UNIT PER GROUP NOT EXCEEDING 10M OF STRIP LOCATED IN A CONCEALED ACCESSIBLE POSITION.	WHITE	NPA L-NF-GLOW-WW + POWER SUPPLY & DALI CONTROLLER	A
S2	12W/M 3000K LED	FLEXIBLE LED ROPE FLEX SCREW FIXED IN PLACE WITHIN THE COUNTER PELMET AS PER THE ARCHITECTURAL DETAIL PROVIDE THE STRIP WITH A REMOTE DEDICATED 240-24V POWER SUPPLY AND A DALI DIMMABLE INTERFACE UNIT PER GROUP NOT EXCEEDING 10M OF STRIP LOCATED IN A CONCEALED ACCESSIBLE POSITION.	WHITE	NPA L-NF-GLOW-WW + POWER SUPPLY & DALI CONTROLLER	A
S3	12W/M 3000K LED	FLEXIBLE LED ROPE FLEX SCREW FIXED IN PLACE WITHIN THE FEATURE WALL PELMET AS PER THE ARCHITECTURAL DETAIL PROVIDE THE STRIP WITH A REMOTE DEDICATED 240-24V POWER SUPPLY AND A DALI DIMMABLE INTERFACE UNIT PER GROUP NOT EXCEEDING 10M OF STRIP LOCATED IN A CONCEALED ACCESSIBLE POSITION.	WHITE	NPA L-NF-GLOW-WW + POWER SUPPLY & DALI CONTROLLER	A
S4	12W/M 3000K LED	FLEXIBLE LED ROPE FLEX SCREW FIXED IN PLACE WITHIN THE CEILING COFFER AS PER THE ARCHITECTURAL DETAIL PROVIDE THE STRIP WITH A REMOTE DEDICATED 240-24V POWER SUPPLY AND A DALI DIMMABLE INTERFACE UNIT PER GROUP NOT EXCEEDING 10M OF STRIP LOCATED IN A CONCEALED ACCESSIBLE POSITION.	WHITE	NPA L-NF-GLOW-WW + POWER SUPPLY & DALI CONTROLLER	A



C3204a - REDLANDS SPORTING CLUB - REFURBISHMENT


C3204a-0002(C).xls

**ELECTRICAL EQUIPMENT SCHEDULE**

REVISION C - 17 JUNE 2024

THE LIGHT FITTING SUPPLIER CONTACT DETAILS MAY BE AVAILABLE ON THE EDG WEBSITE VIA THE FOLLOWING LINK  
[www.edg.net.au/Links/Lighting.htm](http://www.edg.net.au/Links/Lighting.htm)

TYPE	LAMPS	DESCRIPTION	COLOUR / ACCESSORY	CATALOGUE No	REV
S5	12W/M 3000K LED	FLEXIBLE LED ROPE FLEX SCREW FIXED IN PLACE WITHIN THE CEILING COFFER AS PER THE ARCHITECTURAL DETAIL PROVIDE THE STRIP WITH A REMOTE DEDICATED 240-24V POWER SUPPLY AND A DALI DIMMABLE INTERFACE UNIT PER GROUP NOT EXCEEDING 10M OF STRIP LOCATED IN A CONCEALED ACCESSIBLE POSITION.	WHITE	NPA L-NF-GLOW-WW + POWER SUPPLY & DALI CONTROLLER	A
S6	12W/M 3000K LED	FLEXIBLE LED ROPE FLEX SCREW FIXED IN PLACE WITHIN THE CEILING COFFER AS PER THE ARCHITECTURAL DETAIL PROVIDE THE STRIP WITH A REMOTE DEDICATED 240-24V POWER SUPPLY AND A DALI DIMMABLE INTERFACE UNIT PER GROUP NOT EXCEEDING 10M OF STRIP LOCATED IN A CONCEALED ACCESSIBLE POSITION.	WHITE	NPA L-NF-GLOW-WW + POWER SUPPLY & DALI CONTROLLER	A
S7	12W/M 3000K LED	FLEXIBLE LED ROPE FLEX SCREW FIXED IN PLACE WITHIN THE FEATURE WALL PELMET AS PER THE ARCHITECTURAL DETAIL PROVIDE THE STRIP WITH A REMOTE DEDICATED 240-24V POWER SUPPLY AND A DALI DIMMABLE INTERFACE UNIT PER GROUP NOT EXCEEDING 10M OF STRIP LOCATED IN A CONCEALED ACCESSIBLE POSITION.	WHITE	NPA L-NF-GLOW-WW + POWER SUPPLY & DALI CONTROLLER	A
S8	12W/M 3000K LED	FLEXIBLE LED ROPE FLEX SCREW FIXED IN PLACE WITHIN THE CEILING COFFER AS PER THE ARCHITECTURAL DETAIL PROVIDE THE STRIP WITH A REMOTE DEDICATED 240-24V POWER SUPPLY AND A DALI DIMMABLE INTERFACE UNIT PER GROUP NOT EXCEEDING 10M OF STRIP LOCATED IN A CONCEALED ACCESSIBLE POSITION.	WHITE	NPA L-NF-GLOW-WW + POWER SUPPLY & DALI CONTROLLER	A
S9	12W/M 3000K LED	F FLEXIBLE LED ROPE FLEX SCREW FIXED IN PLACE WITHIN A FLUSH RECESS WITHIN THE REAR BAR JOINERY AS PER THE ARCHITECTURAL DETAIL PROVIDE THE STRIP WITH A REMOTE DEDICATED 240-24V POWER SUPPLY AND A DALI DIMMABLE INTERFACE UNIT PER GROUP NOT EXCEEDING 10M OF STRIP LOCATED IN A CONCEALED ACCESSIBLE POSITION.	WHITE	NPA L-NF-GLOW-WW + POWER SUPPLY & DALI CONTROLLER	A
E1	LED	EMERGENCY LIGHT: RECESSED NON-MAINTAINED EMERGENCY LIGHT. AS2293 CLASSIFICATION C0-D40 - C90-D40.	WHITE	CLEVERTRONICS LLIFE	A
EX	LED	EXIT LIGHT: MAINTAINED 24M VIEWING DISTANCE EXIT LIGHT C/W DIFFUSERS & DIRECTIONAL ARROWS AS SHOWN. CEILING SURFACE MOUNT OR WALL MOUNT BETWEEN 2100mm & 2700mm AFFL IF THERE IS NO VERTICAL SURFACE TO MOUNT THE FITTING ON WITHIN THIS RANGE CONFIRM THE MOUNTING HEIGHT WITH THE ENGINEER. AS2293 CLASSIFICATION C0-D8 - C90-E3.2.	WHITE	CLEVERTRONICS LUBPRO-SM	A




C3204a - REDLANDS SPORTING CLUB - REFURBISHMENT

C3204a-0002(C).xls

**ELECTRICAL EQUIPMENT SCHEDULE**

**REVISION C - 17 JUNE 2024**

THE LIGHT FITTING SUPPLIER CONTACT DETAILS MAY BE AVAILABLE ON THE EDG WEBSITE VIA THE FOLLOWING LINK <a href="http://www.edg.net.au/Links/Lighting.htm">www.edg.net.au/Links/Lighting.htm</a>					
TYPE	LAMPS	DESCRIPTION	COLOUR / ACCESSORY	CATALOGUE No	REV
EMERGENCY PACK		LIGHT FITTINGS THAT ARE DESIGNATED AS BEING PROVIDED WITH AN EMERGENCY PACK ARE TO BE PROVIDED WITH AN INTEGRAL AS2293 EMERGENCY PACK. THE FITTINGS ARE TO BE NON MAINTAINED WITH ALL LAMPS SWITCHED AS PER THE LIGHTING CONTROL FOR THAT SPACE UNLESS NOTED OTHERWISE. REFER TO THE SPECIFICATION FOR FURTHER DETAILS OF THE CONFIGURATION AND SWITCHING OF EMERGENCY LIGHTS.			A
EARLY WARNING CIE (EWCIE)		EXISTING AS1670 COMPLAINT EARLY WARNING CONTROL AND INDICATING EQUIPMENT TO BE UPGRADED AS NECESSARY TO ACCOMMODATE THE CHANGES AND ADDITIONS TO THE EARLY WARNING SYSTEM			A
FIRE DETECTION CIE (FDCIE)		EXISTING AS1670 COMPLAINT FIRE DETECTION CONTROL AND INDICATING EQUIPMENT TO BE UPGRADED AS NECESSARY TO ACCOMMODATE THE CHANGES AND ADDITIONS TO THE FIRE DETECTION SYSTEM			A
FIRE EVACUATION SPEAKER		RECESSED 5W TWO-TONE 8-INCH CONE ALERT AND EVACUATION SPEAKER TO AS1670.1 C/W 100V MULTI-TAP TRANSFORMER AND FLUSH GRILLE PAINTED OUT TO MATCH THE CEILING. (SM) DENOTES TO BE SURFACE MOUNT			A
FIRE EVACUATION HORN		SURFACE MOUNTED TWO-TONE 30W ALERT AND EVACUATION HORN SPEAKER TO AS1670.1 C/W 100V MULTI-TAP TRANSFORMER. MOUNT AT HIGH LEVEL.			A
SMOKE DETECTOR		SURFACE MOUNTED SMOKE DETECTOR TO AS1670. BK INDICATES THE DETECTOR IS TO BE PROVIDED AS BLACK.			A
THERMAL DETECTOR		SURFACE MOUNTED THERMAL DETECTOR TO AS1670. BK INDICATES THE DETECTOR IS TO BE PROVIDED AS BLACK TYPE AS NOTED			A
THERMAL DETECTOR TYPE B		SURFACE MOUNTED THERMAL DETECTOR TO AS1670. BK INDICATES THE DETECTOR IS TO BE PROVIDED AS BLACK TYPE AS NOTED			A
THERMAL DETECTOR IN DUCT		DUCT PROBE THERMAL DETECTOR TO AS1670.			A
ONE-WAY LIGHT SWITCH		ONE-WAY LIGHT SWITCH C/W CIRCUIT IDENTIFICATION ON THE FACEPLATE BEHIND THE SURROUND MOUNTED AT 1000mm AFFL UNLESS NOTED OTHERWISE.	WHITE	CLIPSAL C2000 SERIES 30USM	A
ONE-WAY WEATHERPROOF LIGHT SWITCH (IP56)		IP56 ONE-WAY / TWO-WAY AS NOTED ON DRAWING LIGHT SWITCH C/W CIRCUIT IDENTIFICATION ON THE FACEPLATE BEHIND THE SURROUND MOUNTED AT 1100mm AFFL UNLESS NOTED OTHERWISE.	WHITE	CLIPSAL "56 SERIES"	A
TWO-WAY LIGHT SWITCH		TWO -WAY LIGHT SWITCH C/W CIRCUIT IDENTIFICATION ON THE FACEPLATE BEHIND THE SURROUND MOUNTED AT 1000mm AFFL UNLESS NOTED OTHERWISE.	WHITE	CLIPSAL C2000 SERIES 30USM	A




C3204a - REDLANDS SPORTING CLUB - REFURBISHMENT

C3204a-0002(C).xls

**ELECTRICAL EQUIPMENT SCHEDULE**

**REVISION C - 17 JUNE 2024**

THE LIGHT FITTING SUPPLIER CONTACT DETAILS MAY BE AVAILABLE ON THE EDG WEBSITE VIA THE FOLLOWING LINK <a href="http://www.edg.net.au/Links/Lighting.htm">www.edg.net.au/Links/Lighting.htm</a>					
TYPE	LAMPS	DESCRIPTION	COLOUR / ACCESSORY	CATALOGUE No	REV
LIGHTING CONTROL SWITCH PANEL (SPx)		6-BUTTON PROGRAMMABLE SWITCH PANEL C/W CENTRAL LCD DISPLAY MOUNTED AT 1000mm AFFL UNLESS NOTED OTHERWISE.	ALUMINIUM	DYNALITE ANTUMBRA DISPLAY	A
CHANNEL x		CONTROL CHANNEL WITH A NUMERICAL REFERENCE. REFER TO THE POWER AND LIGHTING CONTROL SCHEMATIC / SCHEDULE			A
COMMUNICATIONS OUTLET		RJ45 CAT-6 COMMUNICATIONS OUTLET, CABLED BACK TO A PATCH PANEL IN COMMUNICATIONS CABINET CR-A VIA 4-PAIR CAT-6 UTP CABLE. MOUNT UP TO 3 RJ45 OUTLETS PER MULTI-GANG FACEPLATE WITH SEPARATE PERMANENT LABELLING FOR EACH OUTLET. MOUNT AT 300 AFFL U.N.O	WHITE	CLIPSAL C2000 SERIES	A
COMMUNICATIONS RACK (CR-A)		EXISTING COMMUNICATIONS RACK TO BE UPGRADED AS NECESSARY INCLUDING NEW PATCH PANELS TO ACCOMMODATE THE ADDITIONAL COMMUNICATIONS OUTLETS. ALL EXISTING CABLING MADE REDUNDANT BY THE WORKS IS TO BE REMOVED. THE NEW PATCH PANELS AND PORT NUMBERING IS TO MATCH THE EXISTING.			A
HAND DRYER CONNECTION (HD)		20A ISOLATING SWITCH WALL MOUNTED AT 2400mm AFFL AND CONNECTED TO THE HAND DRYER UNIT AS PER DETAIL.		CLIPSAL C2000 SERIES 30USM	A
SINGLE POWER OUTLET		SINGLE POWER OUTLET C/W CIRCUIT IDENTIFICATION ON THE FACEPLATE BEHIND THE SURROUND MOUNT AT 300mm AFFL U.N.O. RATING 10A U.N.O.	WHITE UNLESS NOTED AS BLACK (BK)	CLIPSAL C2000 SERIES	A
DOUBLE POWER OUTLET		DOUBLE POWER OUTLET C/W CIRCUIT IDENTIFICATION ON THE FACEPLATE BEHIND THE SURROUND MOUNT AT 300mm AFFL U.N.O. RATING 10A U.N.O.	WHITE UNLESS NOTED AS BLACK (BK)	CLIPSAL C2000 SERIES	A
WEATHERPROOF POWER OUTLET (WP)		IP54 WEATHERPROOF SINGLE / DOUBLE POWER OUTLET AS NOTED ON DRAWING C/W COVER FLAP OVER SOCKET. MOUNT AT MINIMUM 1100mm AFFL U.N.O. RATING 10A U.N.O.	-	CLIPSAL WSCF227F	A
SINGLE WEATHERPROOF POWER OUTLET (IP56)		IP56 WEATHERPROOF SINGLE POWER OUTLET. MOUNT AT MINIMUM 1100mm AFFL U.N.O. RATING 10A U.N.O.	-	CLIPSAL "56 SERIES"	A
SPECIAL PURPOSE OUTLET		SPECIAL PURPOSE OUTLET TYPE AS NOTED. MOUNT AT 1350mm AFFL U.N.O. RATING 20A U.N.O. CONNECT TO EQUIPMENT VIA FLEXIBLE CONDUIT.			A
SIGN CONNECTION		COORDINATE THE LOCATION AND CONNECTION WITH THE SIGN CONTRACTOR ENSURING THE GPO / ISOLATORS ARE PROVIDED WITH APPROPRIATE WEATHER PROTECTION AND ARE CONCEALED FROM VIEW.			A
SINGLE-PHASE ISOLATOR		SINGLE-PHASE WEATHERPROOF ISOLATOR. MOUNT AT 1350mm AFFL U.N.O. RATING 20A U.N.O. CONNECT TO EQUIPMENT VIA FLEXIBLE CONDUIT.	-	CLIPSAL WHT20	A



# ELECTRICAL DESIGN GROUP

ELECTRICAL BUILDING SERVICES CONSULTANTS

P.O. Box 15, SHERWOOD Q. 4075

Phone: (07) 3278 4375 Fax: (07) 3716 0222

Web Site: [www.edg.net.au](http://www.edg.net.au) Email: [brisbane@edg.net.au](mailto:brisbane@edg.net.au)

C3204a - REDLANDS SPORTING CLUB - REFURBISHMENT

C3204a-0002(C).xls

## ELECTRICAL EQUIPMENT SCHEDULE

REVISION C - 17 JUNE 2024

THE LIGHT FITTING SUPPLIER CONTACT DETAILS MAY BE AVAILABLE ON THE EDG WEBSITE VIA THE FOLLOWING LINK  
[www.edg.net.au/Links/Lighting.htm](http://www.edg.net.au/Links/Lighting.htm)

TYPE	LAMPS	DESCRIPTION	COLOUR / ACCESSORY	CATALOGUE No	REV
THREE-PHASE ISOLATOR		THREE-PHASE WEATHERPROOF ISOLATOR. MOUNT AT 1350mm AFFL U.N.O. RATING 20A U.N.O. CONNECT TO EQUIPMENT VIA FLEXIBLE CONDUIT.	-	CLIPSAL WHT35	A
DB-1		EXISTING DISTRIBUTION BOARD DB-1 TO BE UPGRADED AS PER THE DB-1 SCHEDULE TO ACCOMMODATE THE ADDITIONAL DB-1 CIRCUITS AND DYNALITE EQUIPMENT. THE EXISTING SWITCHGEAR MADE REDUNDANT BY THE WORKS IS TO BE REMOVED.			A
DB-3		THE EXISTING DISTRIBUTION BOARD DB-3 AND ITS ASSOCIATED SUPPLY ARE TO BE REMOVED AND REPLACED BY A NEW DISTRIBUTION BOARD DB-3 AS PER THE SCHEDULE, POWER SCHEMATICS AND THE NOTES. PROVIDE A SHOP DRAWING OF DB-3 FOR APPROVAL. PROVIDE A NEW 250 AMP CIRCUIT BREAKER IN THE MSB TO PROTECT A NEW 4 X 1C 95MM Cu TREFOIL SUBMAIN TO SUPPLY THE NEW DB-3.			A
MSB		EXISTING MAIN SWITCHBOARD. REMOVE THE EXISTING DB-3 CIRCUIT BREAKER AND REPLACE IT WITH A NEW 250 AMP CIRCUIT BREAKER TO PROTECT A NEW 4 X 1C 95MM Cu TREFOIL SUBMAIN TO THE NEW DB-3.			A
MSSB-4		EXISTING ROOF MOUNTED MECHANICAL SERVICES SWITCHBOARD. UNDERTAKE A AUDIT OF MSSB-4 AS PER THE NOTES.			A